



U-Multirank - the first Multidimensional Global University Ranking

Gero Federkeil, U-Multirank Coordinator

*Initiative HAQAA – Training Course
“Developing a como undesanding on QAAfrica” ,
Bonn, 2/12/2016*

r

Presented by:



Presentation



First Part

A New Approach to Ranking

Second Part

The Methodology

Third Part

The Interactive U-Multirank Web Tool

Fourth Part

Conclusions and Perspectives

Agenda

First part



U-Multirank – A New Approach to Ranking



U-Multirank is a global transparency tool

- making visible the diversity of higher education institutions by including institutions with different missions and profiles
- Allowing like-with-like comparisons among institutions with similar profiles by offering an interactive “mapping” tool
- And, last but not least, overcoming the methodological weaknesses of traditional global rankings

- To universities, it offers comparative analysis and *benchmarking* to a large sample of similar institutions within Africa and all over the world
- To university associations and to quality assurance agencies it offers comparative information about their *member institutions*
- To policy makers it offers insights into the performance of national universities and about the relative performance of national higher education *systems*
- And last but not least, it offers information and orientation to prospective and mobile students helping them to make an *informed choice*

Andreas Schleicher, Director of Education, OECD

“With a first-of-its-kind multi-dimensional approach to comparing institutional performance, U-Multirank is now putting students and the public into the **driver’s seat** of determining which universities are doing well on what and why.”

Fernando M. Galán, Vice-President of the European Students Union (ESU)

“U-Multirank will be an extremely useful tool for students all over the world, being the first global ranking that includes in a serious manner the teaching and learning dimension.”

> 1,300

Universities are included

> 780

Universities are included with comprehensive data

> 90

Countries

> 3,000

The largest comparative international data base on higher education institutions

Universities/departments are participating in subject rankings

> 9,700

study programmes are presented in subject rankings

100,000

students participated in the U-Multirank student survey

In 2016: 24 African universities are participating

4 Where do you want to compare?

Narrow down your comparison by selecting individual countries, whole continents or other regions (such as the EU). To compare universities without picking countries, just scroll down to skip this step.

Show all countries

Undo selection

Africa (24)

Cape Verde (1)	Ghana (2)	Namibia (2)	South Africa (8)
Egypt (5)	Morocco (2)	Nigeria (3)	Tunisia (1)

Asia (295)

Armenia (1)	India (18)	Jordan (1)	Palestine (3)	Singapore (2)
Armenia (1)	Iran (18)	Kazakhstan (2)	Philippines (1)	Sri Lanka (1)
Bangladesh (1)	Iraq (1)	Korea, Republic Of (30)	Philippines (1)	Thailand (5)
China (91)	Iraq (1)	Lebanon (4)	Qatar (1)	Turkey (23)
Chinese Taipei (15)	Israel (8)	Malaysia (8)	Qatar (1)	United Arab Emirates (1)
Georgia (3)	Japan (46)	Pakistan (3)	Saudi Arabia (5)	Vietnam (3)

1294
universities are
on your
shortlist

Pour 2017: plus 4 new registrations (University Strathmore, University Beni-Suef, University, ISBAT, College of Medical Sciences GAMBY)

U-Multirank appreciates participation of more African universities to overcome under-representation

Agenda

Second part




The U-Multirank Methodology



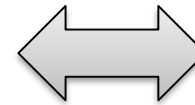
What is different in U-Multirank?

No composite score,
no weights on indicators




Multi-dimensional
ranking

No league table




Ranking into 5
categories

No limitation on
international research
universities



Diversity of HEIs

No overemphasis on
institutional data



Comprehensive subject
rankings

Different data sources provide a multi-perspective view

Self-reported institutional data

- Institutional and subject level
- Data on staff, students, graduates, revenues, international and regional orientation

Students-survey-data

- Subject rankings only
- Sample of up to 500 students per subject and institution
- Assessment of their learning-experience

Bibliometric data

- Based on Thomson Reuters data base
- Introduction of innovative indicators: co-publications with industry; citations cited in patents

Patent data

- Institutional ranking
- Technology related subjects
- Patents awarded and co-patents with industry

Agenda

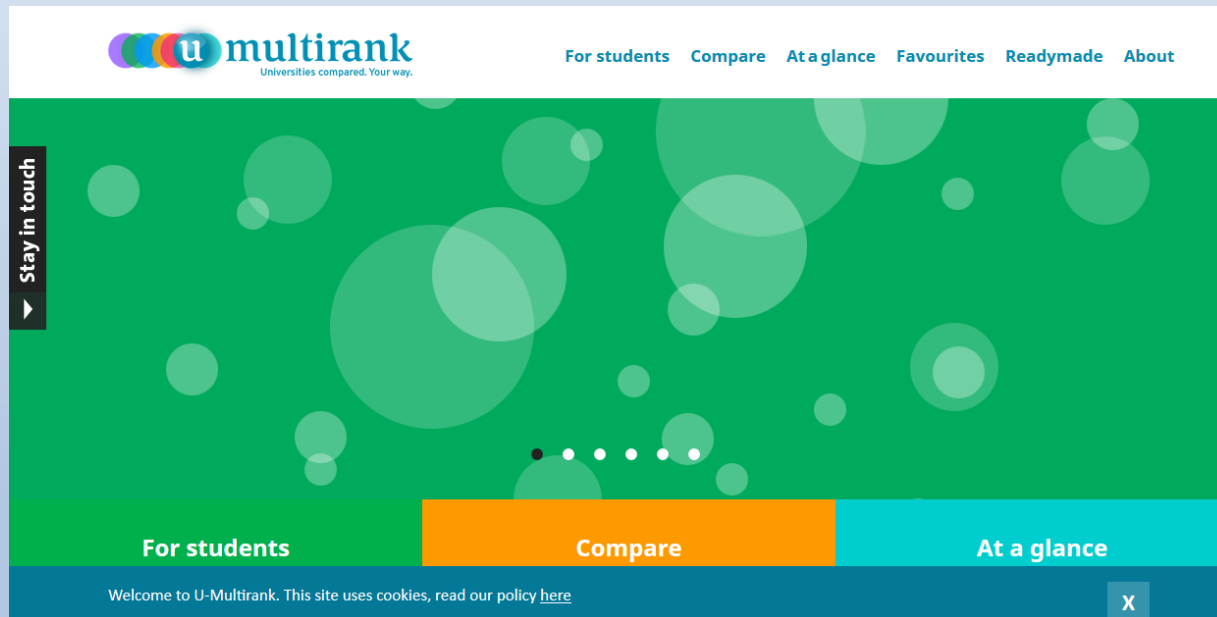
Third part



The U-Multirank Web Tool



The –Multirank website: A user-driven interactive tool



Since March 2016 Mobile Version and App

Agenda

Part Four



Conclusions and Perspectives



- Publication 2017:
 - New indicators on applied research (professional publications, strategy partnership with external organisations/companies)
 - Broader coverage of US and UK universities

- Perspective 2017 +
 - Extension in terms of
 - Number of institutions
 - Number of subjects
 - Inclusion of indicators on social responsibility

- U-Multirank offers to African universities:
 - International visibility, taking into account their profile
 - Comparisons with similar institutions across the world

- More participating institutions would allow for broader comparisons among African universities

- Introduction of additional indicators particularly relevant to African universities?
 - >> Proposals are welcome!

- Use of existing national data bases to reduce the institutions' burden o data delivery?

Universities interested in participating in U-Multirank (for the 2018 publication) are invited to express their interest by email to:

info@umultirank.org



U-Multirank - the first Multidimensional Global University Ranking

Gero Federkeil, U-Multirank Coordinator

*Initiative HAQAA – Training Course
“Developing a como undesanding on QAAfrica” ,
Bonn, 2/12/2016*

r

Presented by:

